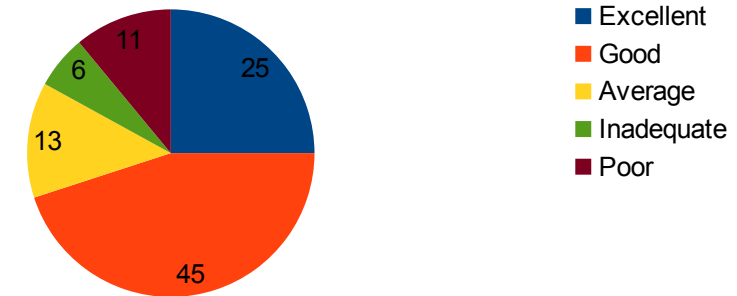


Students Feedback on various services and facilities received from College Year 2018-19

College Building (Accomodation and Maintenance)

Response	Percent
Excellent	25
Good	45
Average	13
Inadequate	6
Poor	11

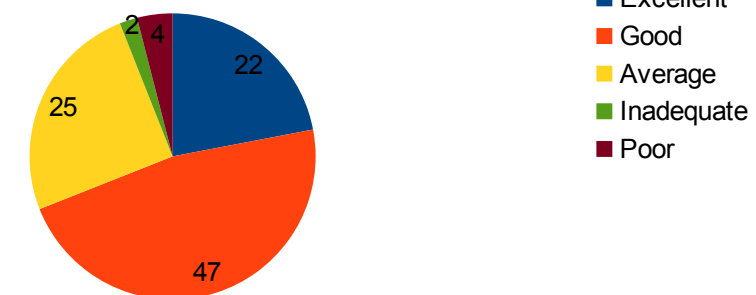
College Building
(Accomodation and Maintenance)



College Library (Stock of Books, Service, Library staff)

Response	Percent
Excellent	22
Good	47
Average	25
Inadequate	2
Poor	4

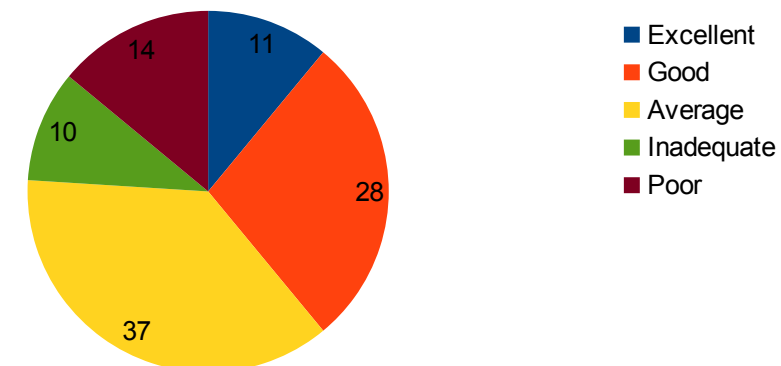
College Library
(Stock of Books, Service, Library staff)



Laboratories (Equipment, Maintenance)

Response	Percent
Excellent	11
Good	28
Average	37
Inadequate	10
Poor	14

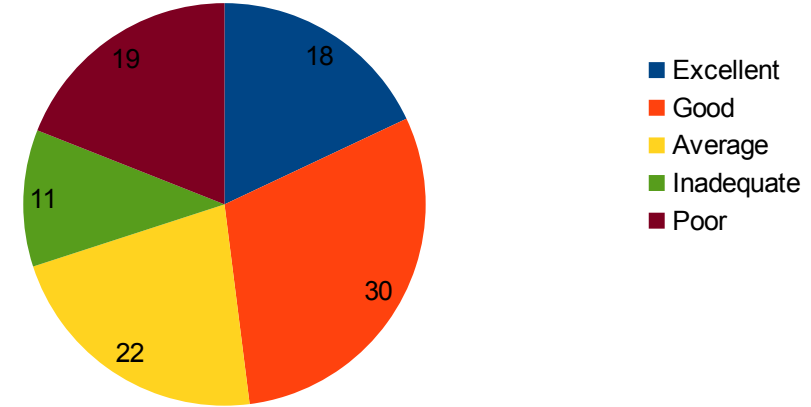
Laboratories
(Equipment, Maintenance)



Facilities for Sports and Cultural Activities

Facilities for Sports and Cultural Activities

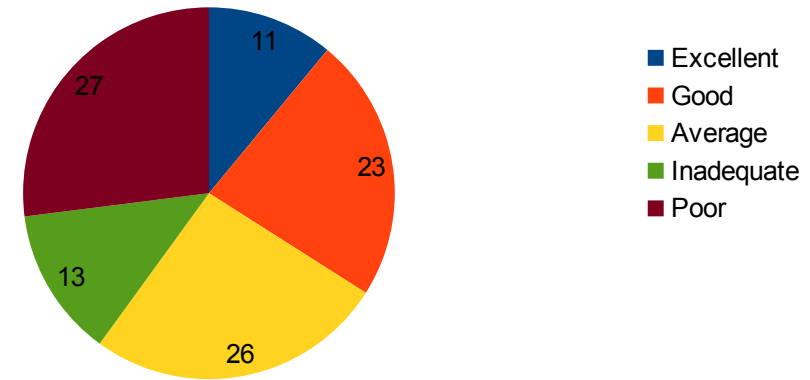
Response	Percent
Excellent	18
Good	30
Average	22
Inadequate	11
Poor	19



ICT Facilities (Computers and Internet)

Response	Percent
Excellent	11
Good	23
Average	26
Inadequate	13
Poor	27

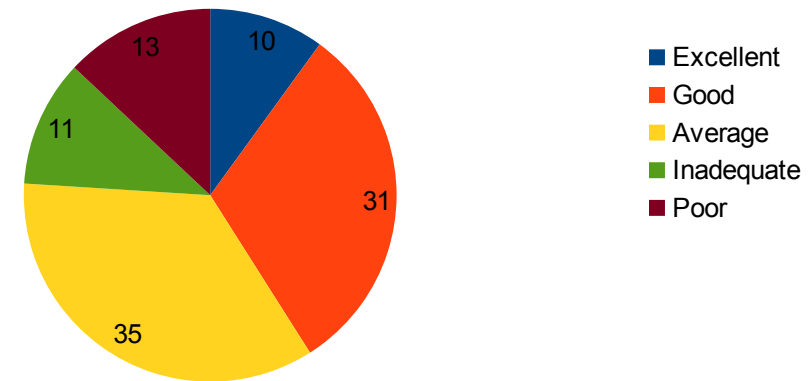
ICT Facilities (Computers and Internet)



Hostel Facility

Response	Percent
Excellent	10
Good	31
Average	35
Inadequate	11
Poor	13

Hostel Facility



Gymnasium Facilities (Equipment, timing etc.)

Response	Percent
Excellent	8
Good	32
Average	31

Gymnasium Facilities (Equipment, timing etc.)

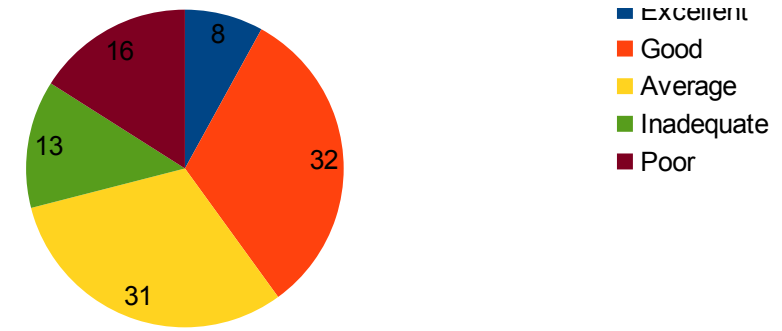
Excellent

Inadequate	13
Poor	16

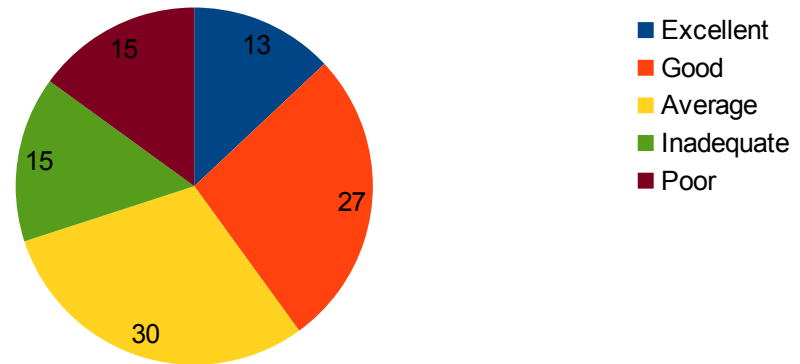
Canteen Facilities (Variety, Cost, quality of food)	
Response	Percent
Excellent	13
Good	27
Average	30
Inadequate	15
Poor	15

Overall Institutional Infrastructure	
Response	Percent
Excellent	12
Good	32
Average	34
Inadequate	16
Poor	6

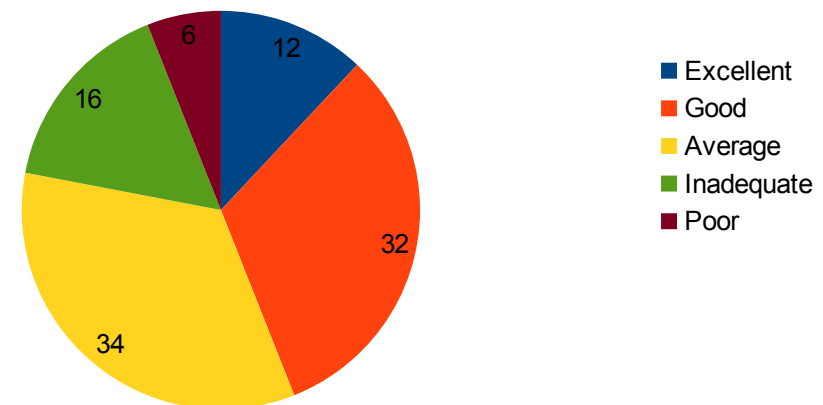
Relationship with office and administrative staff	
Response	Percent
Excellent	25
Good	7
Average	6
Inadequate	0



Canteen Facilities
(Variety, Cost, quality of food)



Overall Institutional Infrastructure



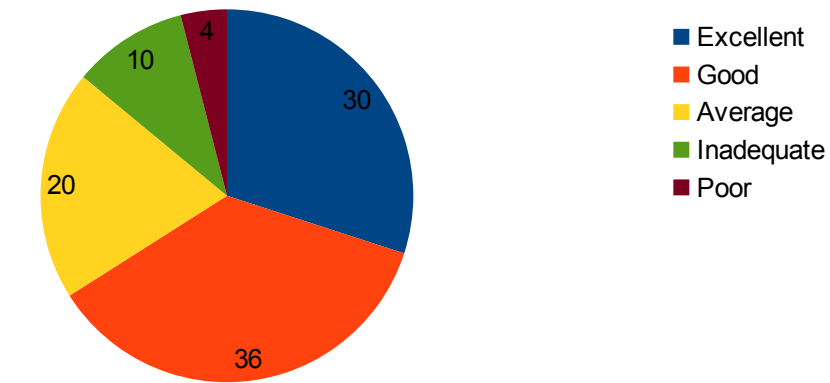
Relationship with office and administrative staff

Excellent	25
Good	33
Average	29
Inadequate	7
Poor	6



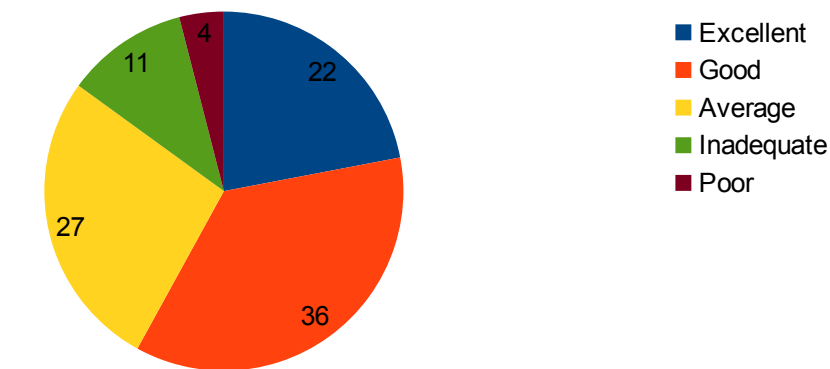
Teacher profile
(Number, effectiveness of teaching)

Teacher profile (Number, effectiveness of teaching)	
Response	Percent
Excellent	30
Good	36
Average	20
Inadequate	10
Poor	4



Regularity of Teachers
(Punctuality)

Regularity of Teachers (Punctuality)	
Response	Percent
Excellent	22
Good	36
Average	27
Inadequate	11
Poor	4

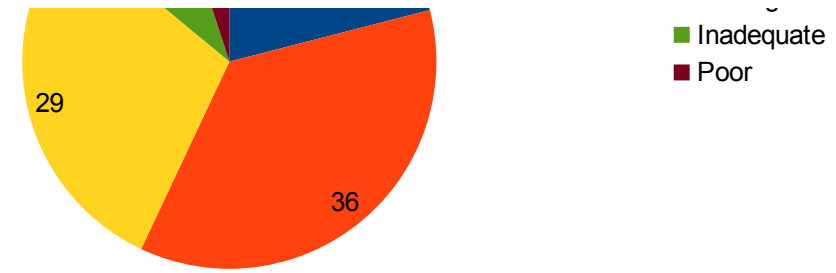


Accessibility of Teachers beyond official duty Hours

Accessibility of Teachers beyond official duty Hours

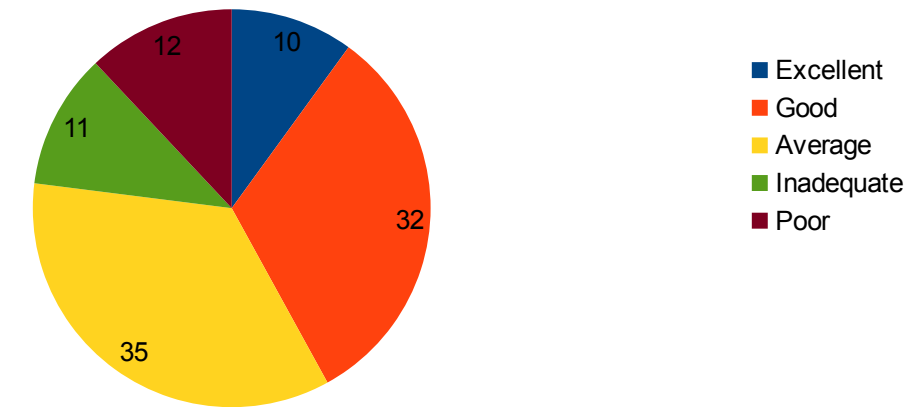


Response	Percent
Excellent	21
Good	36
Average	29
Inadequate	9
Poor	5



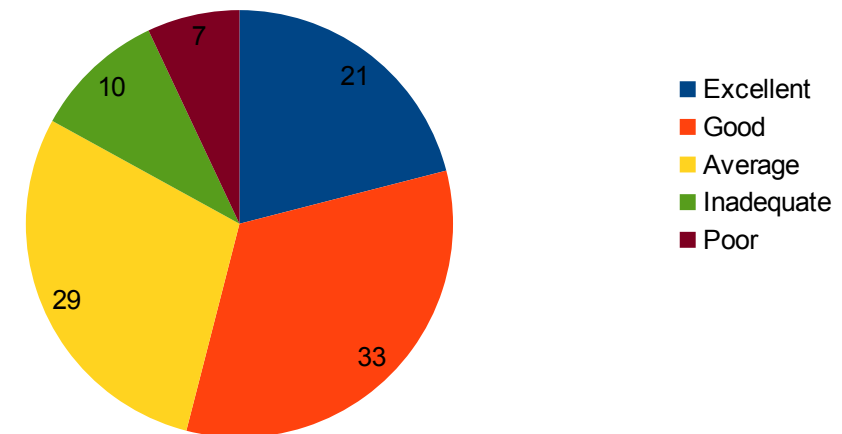
Use of ICT (Audio/Visual) in Classroom

Use of ICT (Audio/Visual) in Classroom	
Response	Percent
Excellent	10
Good	32
Average	35
Inadequate	11
Poor	12



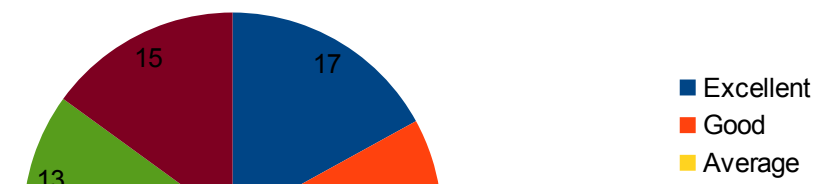
Relationship with teachers and administration

Relationship with teachers and administration	
Response	Percent
Excellent	21
Good	33
Average	29
Inadequate	10
Poor	7

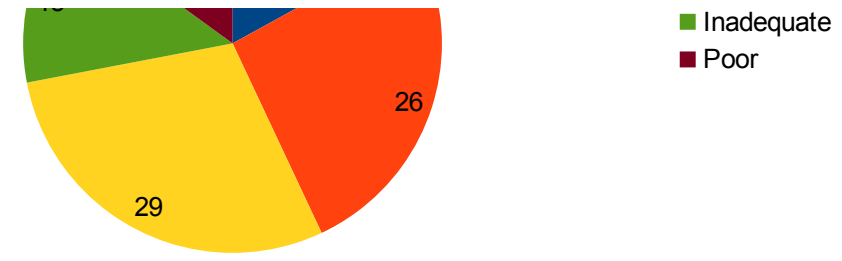


Syllabus is completed on time

Syllabus is completed on time

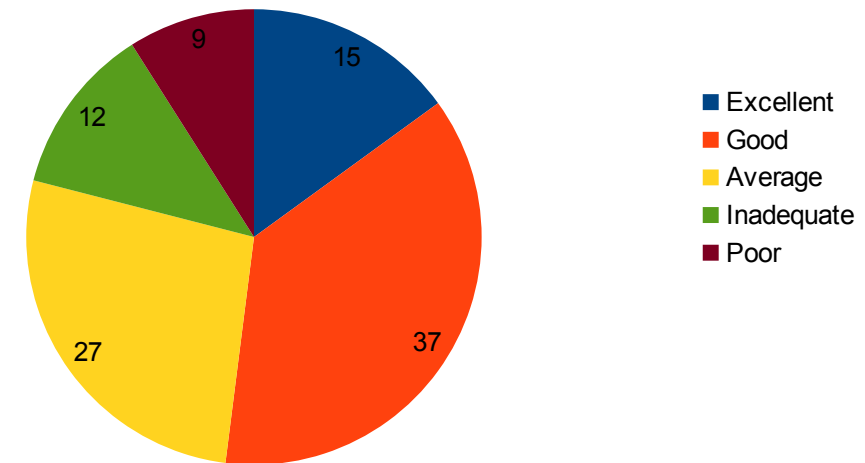


Response	Percent
Excellent	17
Good	26
Average	29
Inadequate	13
Poor	15



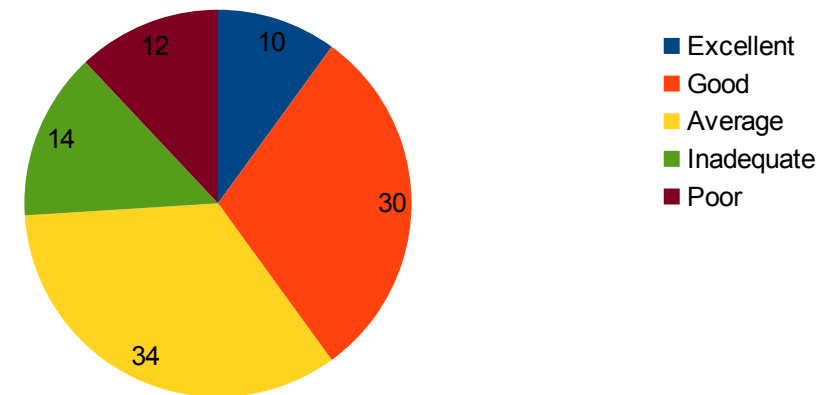
Internal Assessments taken on time

Internal Assessments taken on time	
Response	Percent
Excellent	15
Good	37
Average	27
Inadequate	12
Poor	9



Evaluation of internal assessment and practical (Fair/Biased)

Evaluation of internal assessment and practical (Fair/Biased)	
Response	Percent
Excellent	10
Good	30
Average	34
Inadequate	14
Poor	12

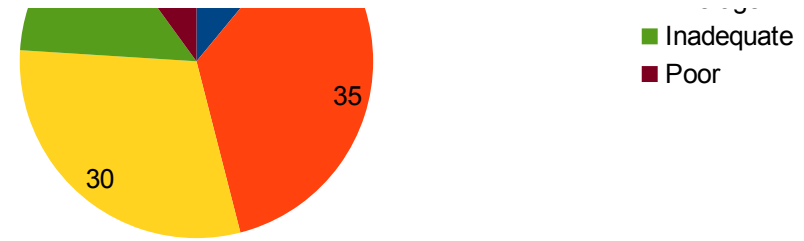


Remedial Coaching and Tutorial Classes taken

Remedial Coaching and Tutorial Classes taken

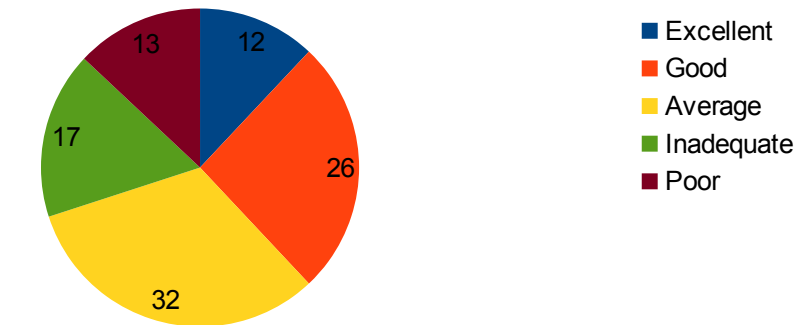


Response	Percent
Excellent	11
Good	35
Average	30
Inadequate	14
Poor	10



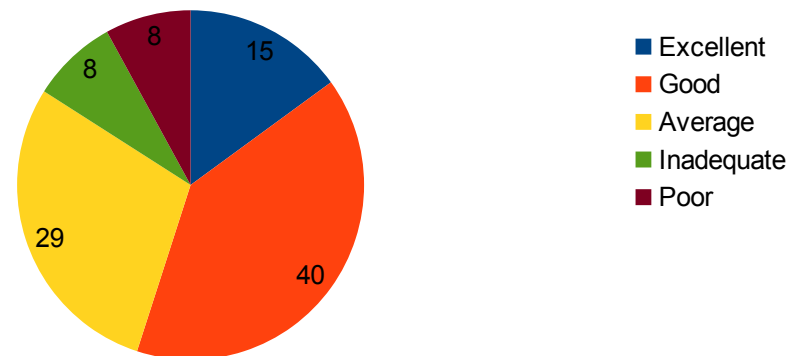
Other career oriented courses organised	
Response	Percent
Excellent	12
Good	26
Average	32
Inadequate	17
Poor	13

Other career oriented courses organised



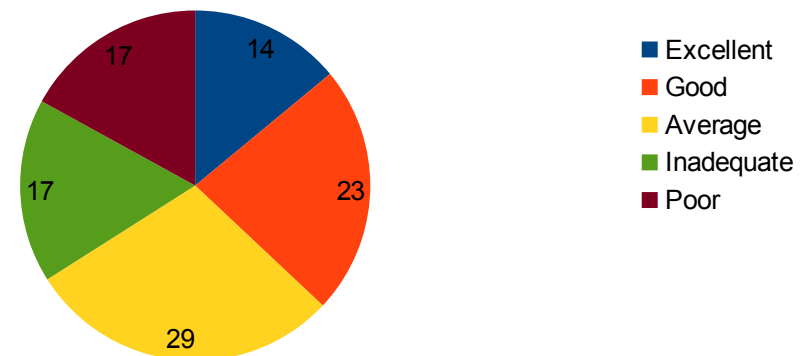
Teachers act as mentor in overall study and personality development	
Response	Percent
Excellent	15
Good	40
Average	29
Inadequate	8
Poor	8

Teachers act as mentor in overall study and personality development



Participation of sports, cultural activities, magazine	
Response	Percent
Excellent	14
Good	23
Average	29
Inadequate	17
Poor	17

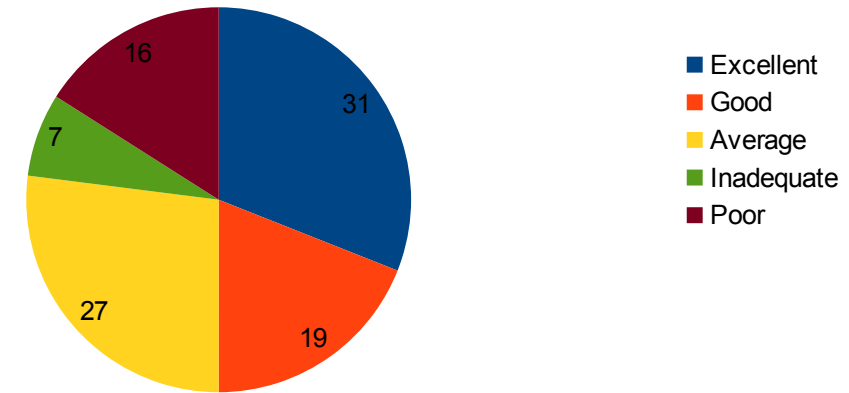
Participation of sports, cultural activities, magazine



Participation in other co-curricular activities (NSS&NCC)

Response	Percent
Excellent	31
Good	19
Average	27
Inadequate	7
Poor	16

Participation in other co-curricular activities (NSS & NCC)



What will you do after passing out?

Response	Percent
Higher studies	72
Job	13
Self-employment	10
Family Business	5

What will you do after passing out?

