

VIVEKANDANDA SATAVARSHIKI MAHAVIDYALAYA

FEEDBACK FORM FOR STUDENT

Name : _____

Programme of Study : _____


Year of passing: _____

Subjects studied : Honours :

General :

Please put in appropriate box, as 1 for Excellent, 2 for Good, 3 for Average
 4 for Inadequate, 5 for Poor.

Sl. No.	Item	1	2	3	4	5
1	College building (accommodation & maintenance)					
2	College Library (stock of books, service, library staff)					
3	Laboratories (equipment, maintenance)					
4	Facilities for sports and cultural activities					
5	ICT facilities (computers, internet)					
6	Hostel facility					
7	Gymnasium facilities (Equipments, timing etc.)					
8	Canteen facilities (Variety, cost, quality of food)					
9	Overall Institutional infrastructure					
10	Relationship with office and administrative staff					
11	Teacher profile (number, effectiveness of teaching)					
12	Regularity of teachers (Punctuality)					
13	Availability of teachers outside classroom					
14	Use of ICT (Audio/visual) in classroom					
15	Relationship with teachers and administration					
16	Syllabus is completed in time					
17	Internal assessments taken in time					
18	Evaluation of Internal assessment and practical (Fair/biased)					
19	Remedial coaching and tutorial classes taken					
20	Other career oriented courses organised					
21	Teachers act as mentor in overall study and personality development					
22	Your regularity of attendance					
23	Your use of Library					
24	Use of ICT facility (computers, internet)					
25	Participation in sports, cultural activities, magazine					
26	Participation in other co-curricular activities (NSS, NCC)					
27	What will you do after passing out? Tick the appropriate box. Higher studies <input type="checkbox"/> Job <input type="checkbox"/> Self-employment <input type="checkbox"/> Family business <input type="checkbox"/>					
28	Any other suggestion:					



 09/07/2017 Principal
 V. S. MAHAVIDYALAYA,
 Manikpara, Paschim Medinipur

**Students Feedback on various services and facilities received from College
Year 2018-19**

College Building (Accommodation and Maintenance)

Response	Percent
Excellent	25
Good	45
Average	13
Inadequate	6
Poor	11

**College Building
(Accommodation and Maintenance)**




■ Excellent
 ■ Good
 ■ Average
 ■ Inadequate
 ■ Poor

College Library (Stock of Books, Service, Library staff)

Response	Percent
Excellent	22
Good	47
Average	25
Inadequate	2
Poor	4

College Library

(Stock of Books, Service, Library staff)



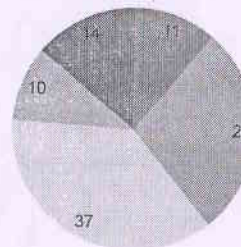
■ Excellent
 ■ Good
 ■ Average
 ■ Inadequate
 ■ Poor

Laboratories (Equipment, Maintenance)

Response	Percent
Excellent	11
Good	28
Average	37
Inadequate	10
Poor	14

Laboratories

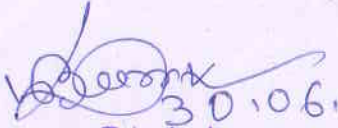
(Equipment, Maintenance)



■ Excellent
 ■ Good
 ■ Average
 ■ Inadequate
 ■ Poor




Facilities for Sports and Cultural Activities


 30.06.21
 Principal
**V.S. Mahavidyalaya
Manikpara, Jhargam**

Facilities for Sports and Cultural Activities


Response	Percent
Excellent	18
Good	30
Average	22
Inadequate	11
Poor	19



ICT Facilities (Computers and Internet)

Response	Percent
Excellent	11
Good	23
Average	26
Inadequate	13
Poor	27


ICT Facilities (Computers and Internet)



Hostel Facility

Response	Percent
Excellent	10
Good	31
Average	35
Inadequate	11
Poor	13

Hostel Facility



Gymnasium Facilities (Equipment, timing etc.)

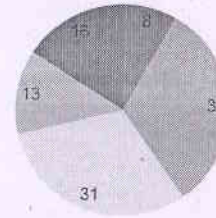
Response	Percent
Excellent	8
Good	32
Average	31

Gymnasium Facilities (Equipment, timing etc.)



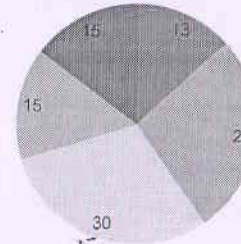
[Signature]
30.06.21
Principal
V.S. Mahavidyalaya
Manikpara, Jhargam

Inadequate	13
Poor	16




- Excellent
- Good
- Average
- Inadequate
- Poor

Canteen Facilities
(Variety, Cost, quality of food)



- Excellent
- Good
- Average
- Inadequate
- Poor

Overall Institutional Infrastructure



- Excellent
- Good
- Average
- Inadequate
- Poor

Relationship with office and administrative staff



- Excellent
- Good
- Average
- Inadequate

Response	Percent
Excellent	13
Good	27
Average	30
Inadequate	15
Poor	15

Response	Percent
Excellent	12
Good	32
Average	34
Inadequate	16
Poor	6

Response	Percent
----------	---------




[Signature]
30.06.21
Principal
V.S. Mahavidyalaya
Manikpara, Jhargram

Excellent	25
Good	33
Average	29
Inadequate	7
Poor	6



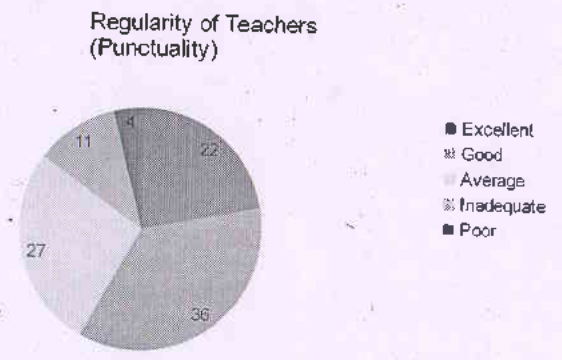
Teacher profile (Number, effectiveness of teaching)

Response	Percent
Excellent	30
Good	36
Average	20
Inadequate	10
Poor	4



Regularity of Teachers (Punctuality)


Response	Percent
Excellent	22
Good	36
Average	27
Inadequate	11
Poor	4



Accessibility of Teachers beyond official duty Hours




Accessibility of Teachers beyond official duty Hours



[Signature]
30.06.21
Principal
V.S. Mahavidyalaya
Manikpara, Jhargram

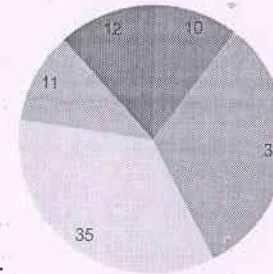
Response	Percent
Excellent	21
Good	36
Average	29
Inadequate	9
Poor	5



■ Inadequate
■ Poor

Use of ICT (Audio/Visual) in Classroom

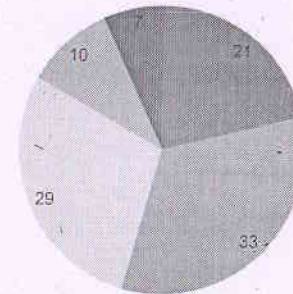
Response	Percent
Excellent	10
Good	32
Average	35
Inadequate	11
Poor	12



■ Excellent
■ Good
■ Average
■ Inadequate
■ Poor


Relationship with teachers and administration

Response	Percent
Excellent	21
Good	33
Average	29
Inadequate	10
Poor	7



■ Excellent
■ Good
■ Average
■ Inadequate
■ Poor

Syllabus is completed on time



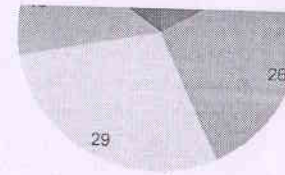
■ Excellent
■ Good
■ Average

Syllabus is completed on time




[Signature]
30.06.21
Principal
W.S. Mahavidyalaya
Manikpara, Jhargam

Response	Percent
Excellent	17
Good	26
Average	29
Inadequate	13
Poor	15



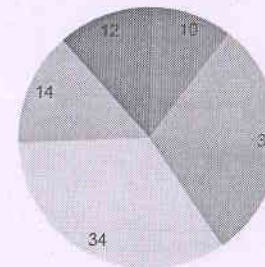
■ Inadequate
■ Poor

Internal Assessments taken on time



■ Excellent
■ Good
■ Average
■ Inadequate
■ Poor

Evaluation of internal assessment and practical (Fair/Biased)



■ Excellent
■ Good
■ Average
■ Inadequate
■ Poor

Remedial Coaching and Tutorial Classes taken



■ Excellent
■ Good
■ Average

Remedial Coaching and Tutorial Classes taken

Response	Percent
Excellent	15
Good	37
Average	27
Inadequate	12
Poor	9

Internal Assessments taken on time


Evaluation of internal assessment and practical (Fair/Biased)

Response	Percent
Excellent	10
Good	30
Average	34
Inadequate	14
Poor	12



[Signature]
30.06.21
Principal
V.S. Mahavidyalaya
Manikpara, Jhargam

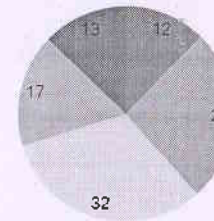
Response	Percent
Excellent	11
Good	35
Average	30
Inadequate	14
Poor	10



■ Inadequate
■ Poor

Other career oriented courses organised

Response	Percent
Excellent	12
Good	26
Average	32
Inadequate	17
Poor	13

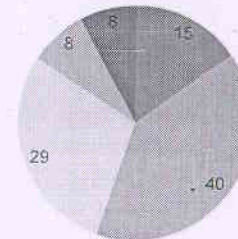


■ Excellent
■ Good
■ Average
■ Inadequate
■ Poor

Other career oriented courses organised

Teachers act as mentor in overall study and personality development

Response	Percent
Excellent	15
Good	40
Average	29
Inadequate	8
Poor	8

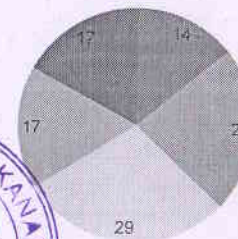


■ Excellent
■ Good
■ Average
■ Inadequate
■ Poor

Teachers act as mentor in overall study and personality development

Participation of sports, cultural activities, magazine

Response	Percent
Excellent	14
Good	23
Average	29
Inadequate	17
Poor	17



■ Excellent
■ Good
■ Average
■ Inadequate
■ Poor




[Signature]
30-06-21
Principal
V.S. Mahavidyalaya
Manikpara, Jhargram

Participation in other co-curricular activities (NSS&NCC)

Response	Percent
Excellent	31
Good	19
Average	27
Inadequate	7
Poor	16

Participation in other co-curricular activities (NSS & NCC)




- Excellent
- ▨ Good
- ▩ Average
- ▧ Inadequate
- Poor

What will you do after passing out?

Response	Percent
Higher studies	72
Job	13
Self-employment	10
Family Business	5

What will you do after passing out?



- Higher studies
- ▨ Job
- ▩ Self-employment
- ▧ Family Business



[Signature]
 30.06.21
 Principal
 V.S. Mahavidyalaya
 Manikpara, Jhargam